



## 3310CC

When you can't see the difference between one color cable from another, the job may be compromised. Now you can trust our select flashlights with new Correct Color technology to stop the guess work.

Common LED lights can produce an intense beam and lower CRI (Color Rendering Index), making it difficult to distinguish between different color cables and overpower your work area with blinding bright light. Our new Correct Color flashlights are engineered with a higher CRI(90+ Color Rendering Index) allowing you to see color more accurately in your work environment. And with a low temperature beam (similar to incandescent flashlights ) you get the benefits of our Correct Color technology that doesn't outshine the details.

- 3 AA Batteries (Included)
- 2 Modes: High / Low
- Up to 169m Beam Distance
- Up to 283 Lumens
- Learn more about Correct Color Lights



### DIMENSIONS

<b>Length</b>	6.14" (15.6 cm)
---------------	-----------------

### MATERIALS

<b>Body</b>	Photo luminescent Polycarbonate (PC)
<b>O-Ring</b>	EPDM
<b>Lens</b>	Polycarbonate (PC)

### COLORS

 Photoluminescent
--

### LIGHT SPECS

<b>Lamp Type</b>	LED
------------------	-----

### POWER

<b>Battery Size</b>	AA
<b>Battery Type</b>	Alkaline
<b>Battery Quantity</b>	3
<b>Batteries Included</b>	yes
<b>Volts</b>	4.5v

### WEIGHT

<b>Weight With Batteries</b>	6.2 oz (176 gr)
<b>Weight Without Batteries</b>	3.7 oz (105 gr)






### SWITCH

**Switch Type**  
**Light Modes**

Push Button  
High / Low / Flashing

OTHER

**Minimum Pack** 1  
**Package Code** C

FL1 STANDARD	HIGH	LOW
	283 LUMENS	31 LUMENS
	8h 0mins	175h 0mins
	169m	50m
	7150cd	625cd
	IPX8 (1m)	

ACCESSORIES



**2469P**  
Replacement Battery

*Document created on 12-21-24*