



3715

Right Angle Light

Pelican leads the way yet again with its new right angle light. Featuring downcast LEDs for illuminating your path, the new 3715 LED light also features 233 lumens (high) and 113 lumens (low), and a flashing mode. Another first is a built in battery life indicator so you will know your light's battery level before you go in. Compact, rugged, and lightweight, the 3715 LED light contains the latest technology, Pelican's legendary build quality and lifetime guarantee of excellence.

The new 3715 LED - Now you can **WATCH YOUR STEP.**

- 4 mode battery level indicating button
- Locking wheel securely holds 4 AA batteries
- Photoluminescent shroud (optional)
- Secure clip for hands-free use
- Tethered battery door allows for quick battery change
- **NOW WITH NEW UPGRADED SPECS**




DIMENSIONS

| | |
|---------------|-----------------|
| Length | 5.36" (13.6 cm) |
|---------------|-----------------|

MATERIALS

| | |
|---------------|--------------------|
| Body | ABS |
| O-Ring | Buna-N |
| Lens | Polycarbonate (PC) |
| Shroud | ABS |
| Clip | Xenoy |

COLORS

-  High Visibility Yellow

LIGHT SPECS

| | |
|----------------------------|-----|
| Lamp Type | LED |
| Lamp Secondary Type | LED |

POWER

| | |
|--------------------------------|-------------|
| Battery Size | AA |
| Battery Type | Alkaline |
| Battery Quantity | 4 |
| Battery Level Indicator | 3 Blue LEDs |
| Volts | 6.0v |

WEIGHT

| | |
|---------------------------------|------------------|
| Weight With Batteries | 14.4 oz (408 gr) |
| Weight Without Batteries | 11.0 oz (312 gr) |

SWITCH

Pelican

Switch Type

23215 Early Ave • Torrance, CA 90505 USA • Phone: (310) 326-4700 • (800) 473-5422 • Fax: (310) 326-3311
Push Button

Light Modes

High / Low / Downcast / Flashing
sales@pelican.com • www.pelican.com

Document created on 07-17-24

CERTIFICATIONS

IECEX ia

Class I, Division 1



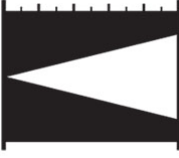


OTHER

Minimum Pack

1

Package Code

B

| FL1 STANDARD | HIGH | LOW | DOWNCAST |
|---|---------------|---------------|--------------|
|  | 233 LUMENS | 113 LUMENS | 31 LUMENS |
|  | 4h 0mins | 7h 0mins | 31h 0mins |
|  | 293m | 187m | 30m |
|  | 21440cd | 8775cd | 220cd |
|  | IPX4 | | |

ACCESSORIES