



## 3410MCC

Right Angle Light

When you can't see the difference between one color cable from another, the job may be compromised. Now you can trust our select flashlights with new Correct Color technology to stop the guess work.

Common LED lights can produce an intense beam and lower CRI (Color Rendering Index), making it difficult to distinguish between different color cables and overpower your work area with blinding bright light. Our new Correct Color flashlights are engineered with a higher CRI(90+ Color Rendering Index) allowing you to see color more accurately in your work environment. And with a low temperature beam (similar to incandescent flashlights ) you get the benefits of our Correct Color technology that doesn't outshine the details.

- 3 Modes: High / Medium / Low
- 3 AA Alkaline Batteries (not included)
- Up to 155m Beam Distance
- Up to 484 Lumens
- Learn more about Correct Color Lights



### DIMENSIONS

<b>Length</b>	7.44" (18.9 cm)
---------------	-----------------

### MATERIALS

<b>Body</b>	Photo luminescent Polycarbonate (PC)
<b>O-Ring</b>	NBR
<b>Lens</b>	Clear Polycarbonate (PC)
<b>Shroud</b>	Photo luminescent Polycarbonate (PC)
<b>Clip</b>	Photo luminescent Polycarbonate (PC)
<b>Contact Spring Retainer</b>	Stainless Steel / Phosphore Bronze / Brass Nickel Plate

### COLOURS

 Photoluminescent
--

### LIGHT SPECS

<b>Lamp Type</b>	LED
<b>Lamp Secondary Type</b>	LED

### POWER






<b>Battery Size</b>	AA
<b>Battery Type</b>	Alkaline
<b>Battery Quantity</b>	3
<b>Volts</b>	4.5v

### WEIGHT

<b>Weight With Batteries</b>	9.2 oz (261 gr)
<b>Weight Without Batteries</b>	6.6 oz (187 gr)

SWITCH

Switch Type	Push Button
Light Modes	High / Medium / Low / Flashing

FL1 STANDARD	MAIN HIGH	MAIN MED	MAIN LOW
	484 LUMENS	64 LUMENS	17 LUMENS
	4h 0mins	20h 0mins	67h 0mins
	155m	56m	29m
	5991cd	796cd	205cd
	IPX8 (1m)		

ACCESSORIES



**2469P**  
Replacement Battery